

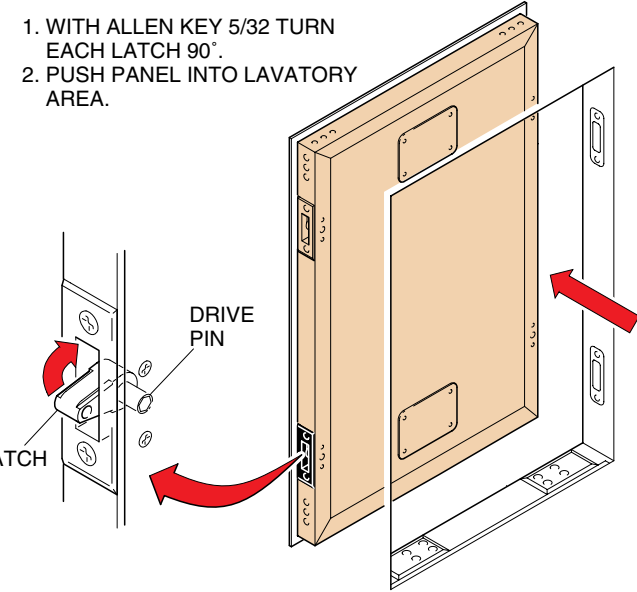
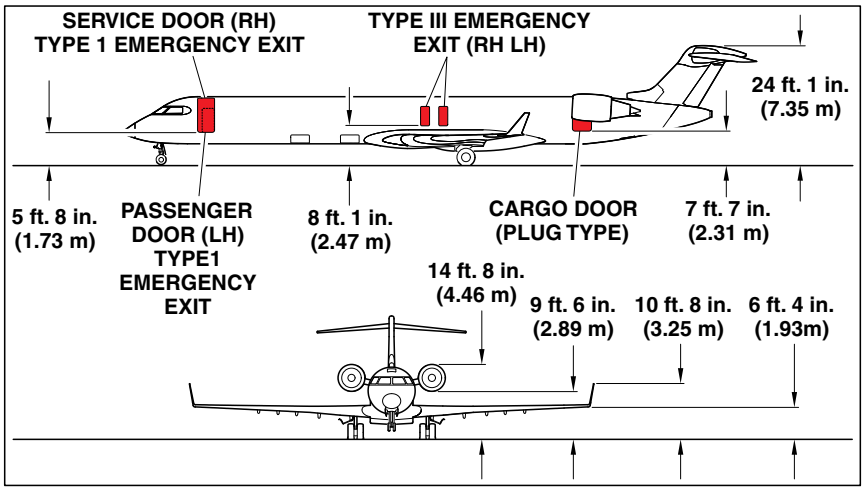
EMERGENCY RESCUE ACCESS

CRJ 900

MODEL CL-600-2D24 (A/C 15001, 15003 - 15990)

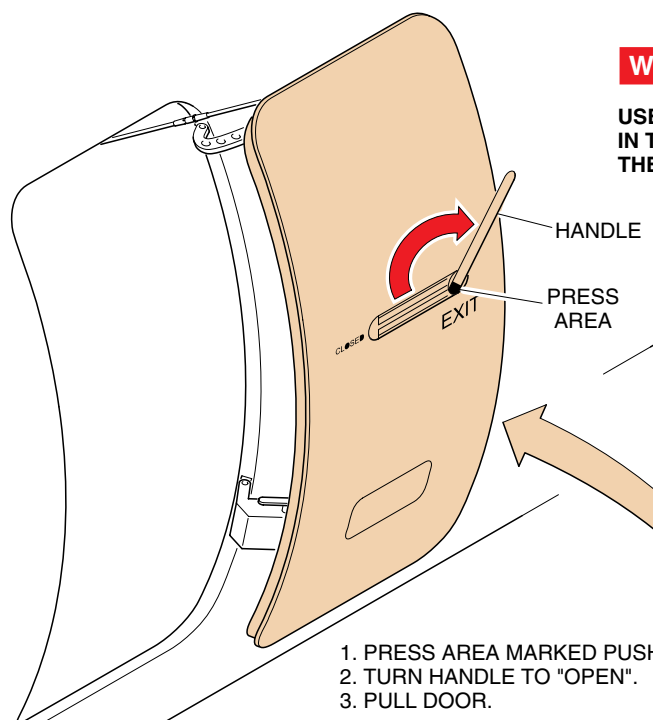
The information, technical data and the designs disclosed herein are the exclusive property of Bombardier Inc or contain proprietary rights of others and are not to be used or disclosed to others without the written consent of Bombardier Inc. The recipient of this document, by its retention and use, agrees to hold in confidence the technical data and designs contained herein. The foregoing shall not apply to persons having proprietary rights to such information, technical data or designs to the extent that such rights exist.
© Bombardier Inc.

GENERAL INFORMATION	
MAXIMUM CAPACITY	
PASSENGER	CREW
Up to 90	5
MAXIMUM FUEL CAPACITY	
19450 lb (8822 kg)	
2903 US gal (10989 L)	



Crash Crew Chart

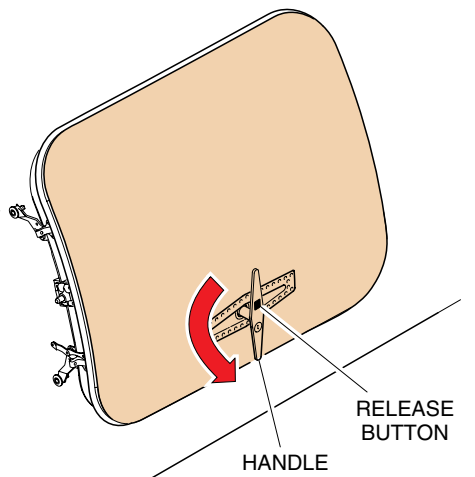
REVISION 01



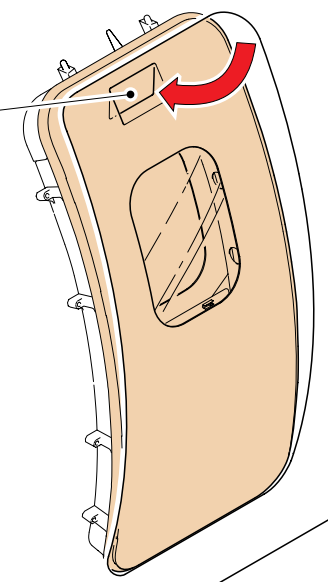
SERVICE DOOR



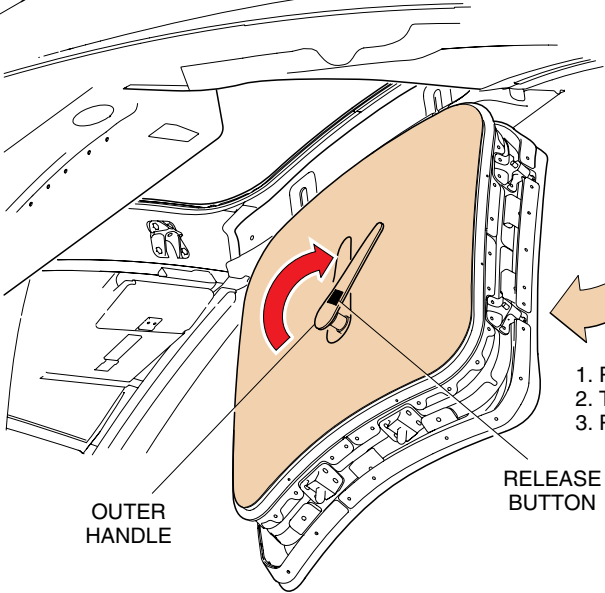
CREW ACCESS PANEL



AFT CARGO COMPARTMENT DOOR



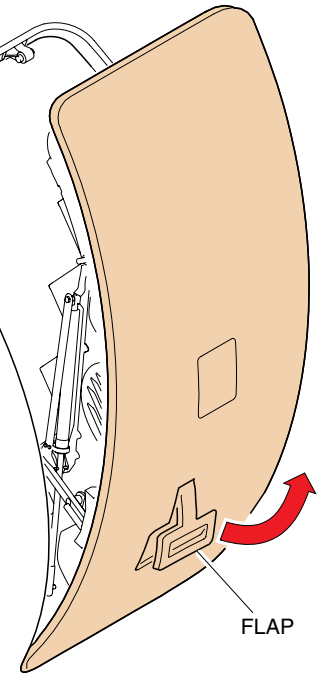
OVERWING EMERGENCY EXIT



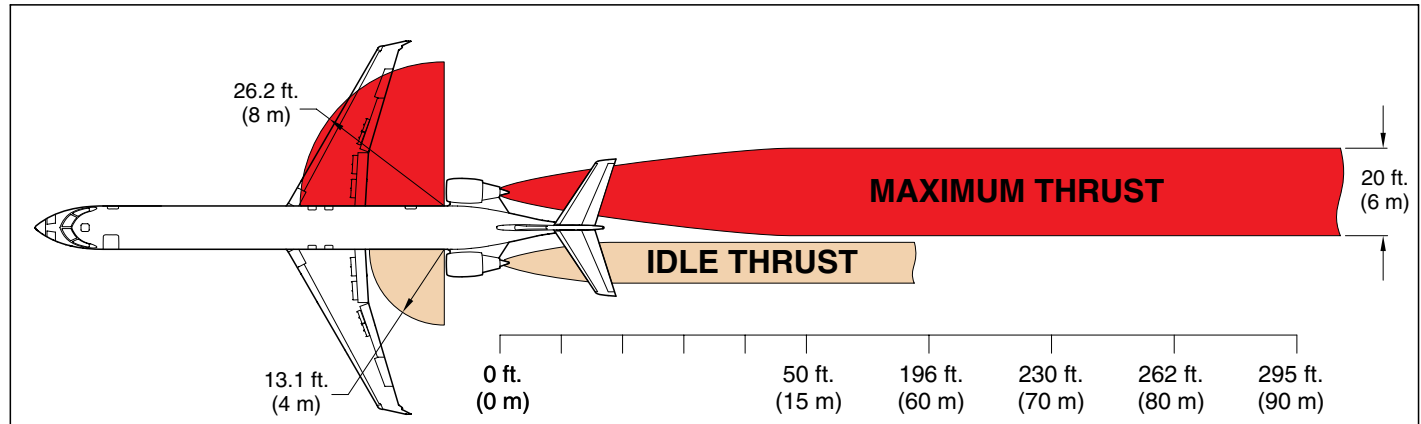
CREW ESCAPE HATCH

WARNING
CABIN MAY BE PRESSURIZED

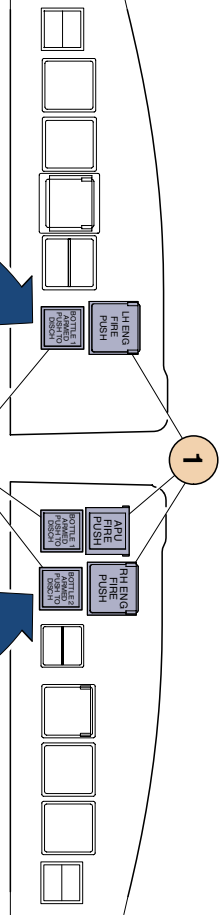
- PUSH FLAP IN TO GRASP HANDLE.
- LIFT HANDLE FULLY.
- PULL OUTWARDS.



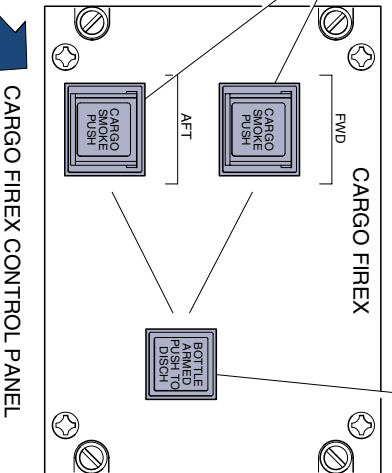
PASSENGER DOOR



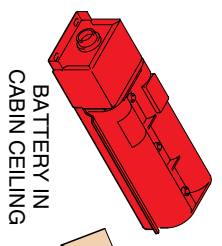
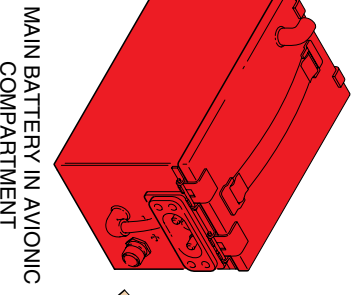
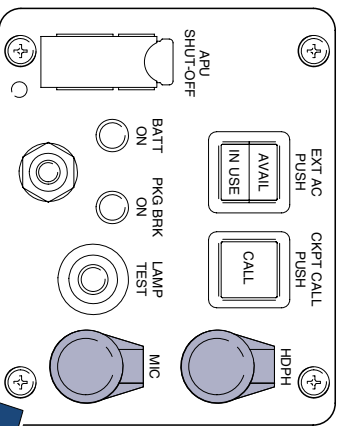
FLAMMABLE MATERIAL & INTERPHONE LOCATION



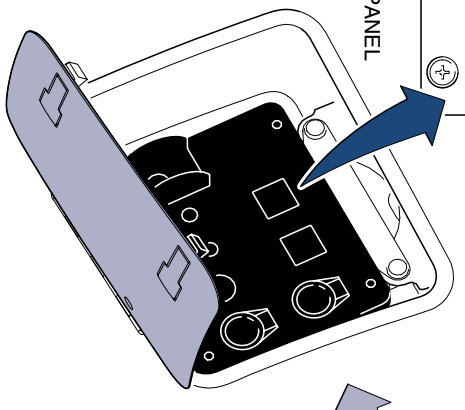
NOTE:
TO DISCHARGE ENGINES, CARGO AND APU, FIRST LIFT GUARD, AND PUSH (1) THEN PUSH (2)



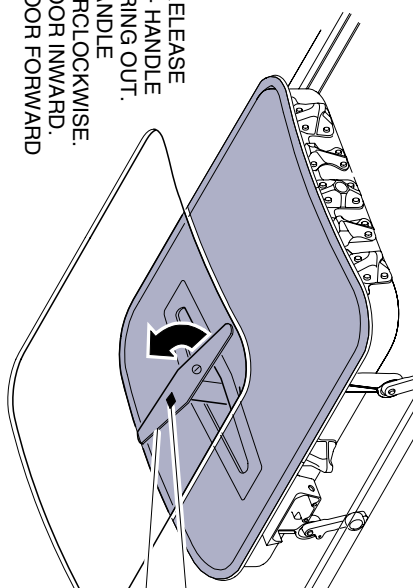
ONBOARD EXTINGUISHING SYSTEM



OXYGEN BOTTLE

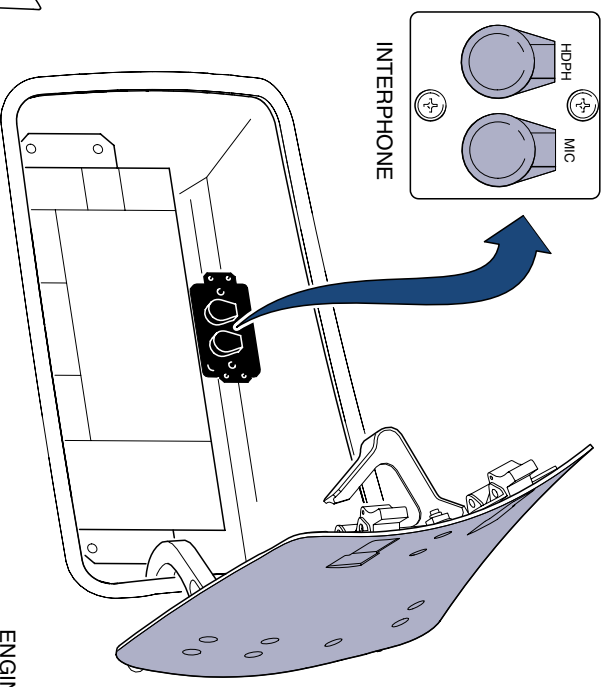


1. PRESS RELEASE BUTTON- HANDLE WILL SPRING OUT.
2. TURN HANDLE COUNTERCLOCKWISE.
3. PUSH DOOR INWARD.
4. SLIDE DOOR FORWARD OR AFT.

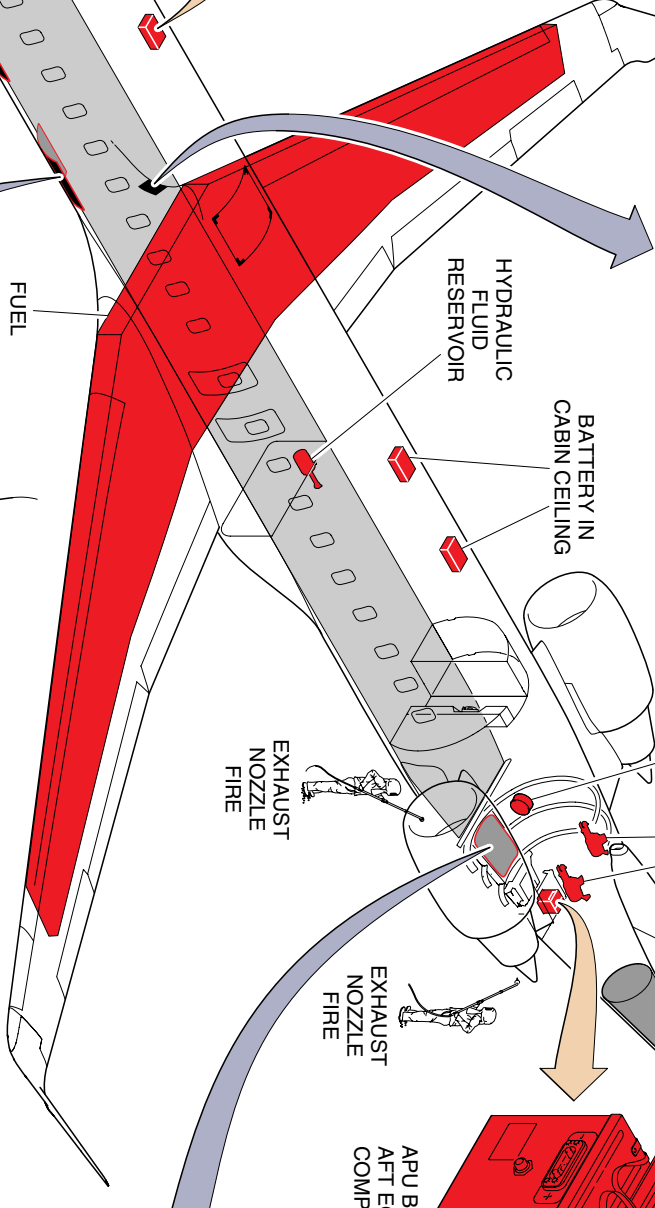


AVIONICS COMPARTMENT DOOR

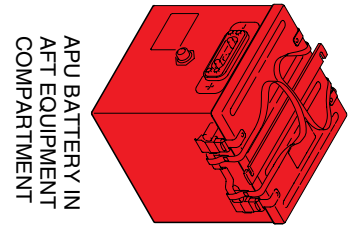
REFUEL DEFUEL CONTROL PANEL



INTERPHONE

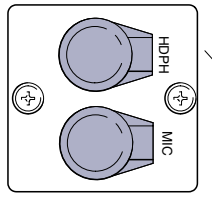
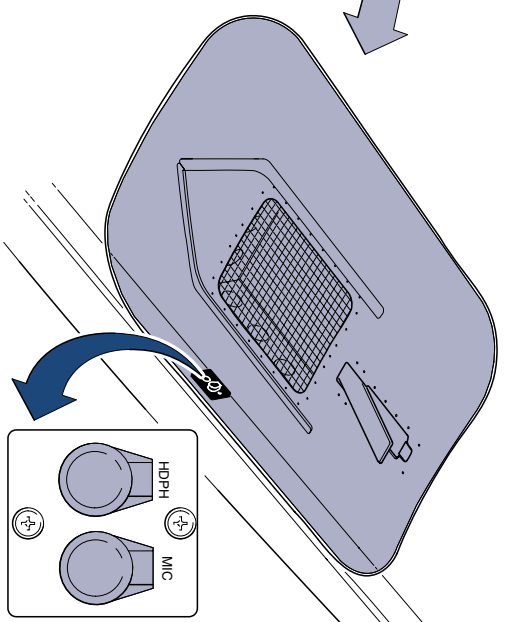


DANGER
TIRE MAY EXPLODE (SIDWAYS). APPROACH FROM FORWARD OR AFT WHEN FIGHTING WHEEL FIRE.



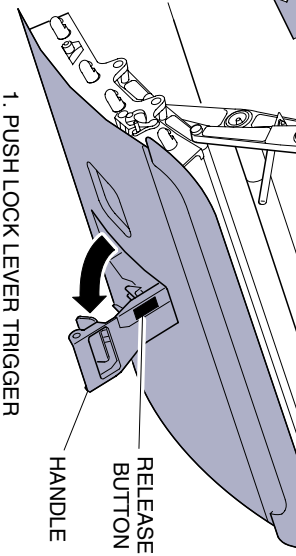
1. PRESS RELEASE BUTTON.
2. PULL HANDLE DOWN.

AFT EQUIPMENT COMPARTMENT DOOR



FORWARD & CENTER CARGO COMPARTMENT DOOR

1. PUSH LOCK LEVER TRIGGER TO UNLOCK.
2. LIFT DOOR HANDLE FULLY.
3. PULL DOOR OUTWARDS.



ENGINE FIRES	HALON OR DRY CHEMICAL
EXHAUST NOZZLE FIRE	HALON OR DRY CHEMICAL
APU FIRE	HALON OR DRY CHEMICAL
FUEL FIRE	DRY CHEMICAL FOR LEAKING FUEL AND FOAM ON GROUND SPILL AREA
WHEEL AND BRAKE FIRES	WATER FOG OR DRY POWDER. APPROACH LANDING GEAR FROM FORWARD OR AFT. STRAND UPWIND OF FIRE TO AVOID SKYDROL FUMES.
ELECTRICAL FIRES	HALON OR DRY CHEMICAL
FLIGHT COMPARTMENT AND CABIN AREA FIRES	HALON 1211, OR DRY POWDER, OR WATER EXTINGUISHER
CARGO COMPARTMENT FIRE	HALON
AFT EQUIPMENT COMPARTMENT FIRE	HALON

EXTERNAL SERVICE PANEL

AVIONICS COMPARTMENT DOOR

FORWARD & CENTER CARGO COMPARTMENT DOOR

WARNING RECOMMENDED FIRE FIGHTING AGENTS